


STIRLING[®]

CERAMIC COOKTOP



Features:



German-made Schott Ceramic Glass Surface

59cm, fully sealed German-made Schott ceramic glass panel.



4 Cooking Zones

2 large (200mm, 1800W) and 2 small (165mm, 1200W) cooking zones.



Touch Controls

Front located touch controls with residual heat indicator lights and child lock feature.



Easy to Clean Surface

Easy to clean German-made Schott ceramic glass surface.

Quick Start Guide

IMPORTANT: The cooktop must be professionally installed by a licensed electrician. See the full instruction manual for installation instructions and a few preparatory steps before first use.

Using the cooktop

Step 1: Touch the ON/OFF control to switch on the cooktop.



Step 2: Touch the selection control for the heating zone you want to use and within 60 seconds, select a heat setting by touching the (-) or (+) control. Each cooking zone can be set from power level 1 to 9.

Step 3: Cook your food in pots and pans that match the cooking zone diameter.

Step 4: At the end of the cooking time, touch the selection control for the cooking zone you want to switch off, then touch the (-) control repeatedly until the number in the heat level display reaches "0". The letter "H" will appear next to the selection control, indicating that the cooking zone is still hot.

Step 5: Touch the ON/OFF control to switch off the cooktop.

Consult the full instruction manual for comprehensive installation, usage and cleaning instructions and important safety advice.



Model Number	STR-SGC
Cooktop Cooking Zones	4
Warranty	3 Years In Home
Version	QSGV1.0

