

STIRLING®

STEAM MOP

800mL Water Tank
2 Reusable Microfibre Pads



Features:



Steam Trigger

Integrated into handle for easy use



15-30 Second Instant Steam

Fast heat-up time for steam production



800ml Water Capacity

For thorough steam cleaning of hard floors and carpets



1500W Power

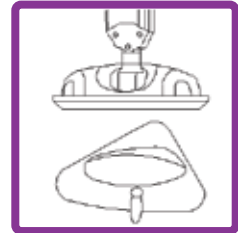
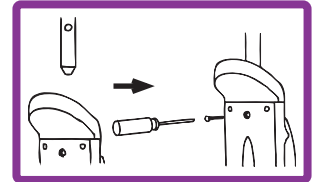
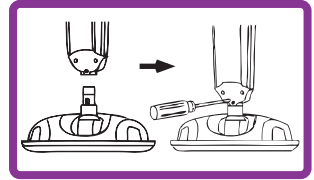
Powerful steam generation for easy cleaning

Quick Start Guide

This Quick Start Guide only contains basic information. Please read the full manual for comprehensive instructions and safety advice before first use. The relevant sections in the manual are listed in brackets below. You will need a Phillips head screwdriver to assemble.

Step 1 – Assembling the appliance:

Attach the triangular steam head to the body of the steam mop and secure it tightly with the small head fastening screw. Then insert the handle into the body of the steam mop and fasten with the large screw (page 10). Place the microfibre cloth pad onto the mop head and fasten using the cord and toggle (page 11).

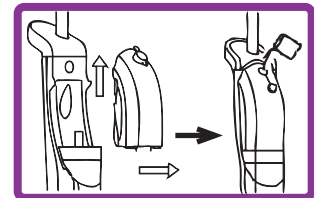


Step 2 – Filling the water tank:

Push the water tank up to detach it from the steam mop. Fill with fresh tap water, making sure not to overfill past the MAX marking. Reinstall the tank, pushing it securely into place (page 11).

Step 3 – Steam-cleaning floors:

Before use, make sure that the surfaces to be steam-cleaned have been swept or vacuumed. Plug in the appliance and after about 15-30 seconds, press the trigger switch to start releasing steam. Slowly pass over the surface to be cleaned in a forward and backward or sideways motion, or leave for a few seconds over the area for more intensive cleaning (page 13). To refresh carpet, place the mop head into the carpet glider for better manoeuvrability (page 11).



CAUTION:

- Always ensure the unit is unplugged from the electrical outlet before filling or refilling the water tank.
- To avoid scalding and burns, take extra carpet when using the steam mop. Never point the mop at persons, pets or plants, and only use it on surfaces that can withstand high heat.

Model Number	SM-102
Colour	Blue
Power	1500W
Warranty	3 Years
Version	QSG-V1.1

For more information please visit www.stirlingappliances.com.au or call 1300 886 649

