

STIRLING®

7.5KG FRONT LOAD WASHING MACHINE

Electronic Digital Control



Features:



16 WASH
PROGRAMS

16 Wash Programs


For all your clothes washing needs.



SPIN SPEED

Spin Speed

600-1400 Rotations per minute. The faster the spin speed, the more moisture will be extracted.



DIGITAL LED
DISPLAY

Electronic LED Digital Display

Electronic digital LED display allows you to view the programs, wash progress and time.



MY CYCLE
PROGRAM

My Cycle Program

Memorises your favourite program for future use.

Quick Start Guide

The pictorial quick start guide below only contains basic information. For detailed operating instructions, please read the corresponding content in the instruction manual.


CAUTION!

Before using the washing machine for washing clothes, make sure it is properly and securely installed and you have run a complete washing cycle without clothes.




Step 1

Place items into the washer one at a time, sorted into similar colours and fabrics. Add detergent to the detergent dispenser.



Step 2

Close the door and press the **POWER** button.



Step 3

Rotate the **PROGRAM** dial and select the desired program. Press the appropriate button to change a default setting (for water temperature or spin speed) or select an additional option, if required. Press the **START/PAUSE** button.



Step 4

A buzzer will alert you that the program has finished (unless you have muted the buzzer) and the display will turn off after a few seconds.

The machine will automatically turn off the power. Unplug the washing machine from the power supply and close the water tap.

Open the door and unload the washing machine.

Model Number STR-FLW75

Capacity 7.5kg

Warranty 3 Year In Home

Version Number QSG-V1.0