



STIRLING[®]

40L PORTABLE FRIDGE/FREEZER

Ideal for 4WD, Trucks, Utes,
Vans and family cars

High Performance
SECOP BD35F compressor

Cooling range of -22°C to +12°C

Multi level battery protection

12/24V DC and 240V

ECO and MAX Modes

Robust cabinet and lid

Specifically designed as a portable
unit for caravans, mobile homes,
campervans and boats

Includes a durable Transit bag
that protects your fridge from bumps
and scratches when travelling



Features:



Cooling Range of -22°C to +12°C

Provides powerful cooling
or freezing with low
amp draw and built in
battery protector



40 Litre Capacity

This fridge/freezer is
compact, light-weight and
practical to fit just about
anywhere in the car, truck,
caravan or boat



ECO and MAX Modes

This function allows the
compressor speed to be
either slowed down (ECO)
or increased for quick
cool down (MAX)



Digital Control Panel

Provides the ability to set
the desired temperature
levels and displaying
information on the cabinet
and set temperature



IMPORTANT PRINT NOTES. PLEASE READ CAREFULLY

ALD374_55651_40L_PortableFridge/Freezer_A5QuickStart_V.1

NUMBER OF COLOURS TO PRINT: **4**

4 COLOUR PROCESS  CYAN  MAGENTA  YELLOW  BLACK

DO NOT ALTER ARTWORK OR DIELINE WITHOUT PERMISSION!

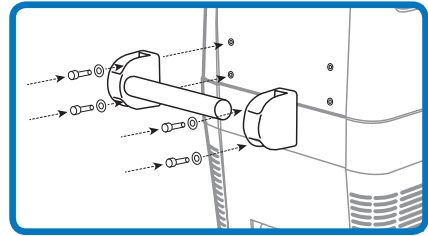


Quick Set-Up:

Handle Assembly

Step 1: Assemble the handles to the cabinet using the screws, washers and Allen key provided.

Step 2: Attach one bracket, insert the handle tube, and then attach the second bracket.



Operation of Fridge/Freezer

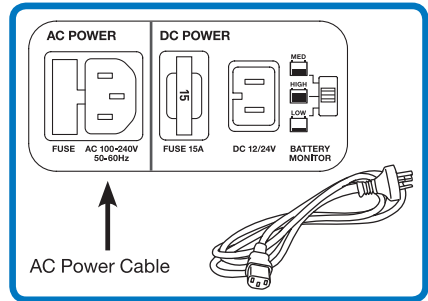
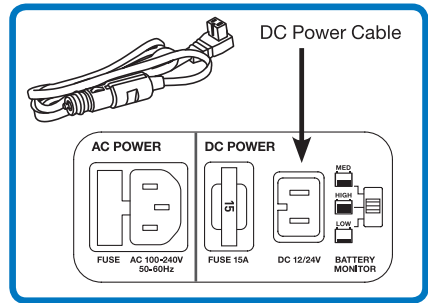
The Fridge/Freezer is designed to operate on AC OR DC voltage inputs. AC input 220-240V AC at 50Hz **OR** DC input 12V or 24V DC.

DC Connection

The unit is equipped with an electronic control system that will prevent polarity reversal. In the event that the battery connection is reversed the unit will not start or operate. The power inlet socket is fitted with a 15A fuse for protection. Plug the 12/24V connection cable into the DC voltage socket on the rear and then connect to the cigarette lighter or a suitable 12V or 24V power source.

AC Connection

The unit is equipped with a multi-voltage power supply with priority circuit for connecting to an AC voltage source of 220-240V. The power supply automatically switches to mains operation, if the device is connected to a 220-240V AC mains, even if the 12/24V connection cable is still attached. The power inlet socket is fitted with a 15A fuse for protection. Plug the 220-240V connection cable into the AC voltage socket on the rear and then connect to a suitable 220-240V AC voltage.



Temperature Control


Press the ▲ and ▼ buttons to set your desired fridge temperature, ▼ will reduce the temperature and ▲ will increase the temperature, whilst the temperature display will show what your current set temperature is.

Once the display shows your desired temperature, don't press any buttons and after **5 seconds** the display will flash and the unit will beep to confirm your setting.

Accessories

Include:

- 1 x 12/24DC Plug and cord
- 1 x 240V Plug and cord
- 1 x Lid Handle Kit - assembly required
- 1 x Wire basket
- 1 x Transit bag



NOTE: Read the user manual thoroughly before first use, even if you are familiar with this type of product

Model Number	PRI40LP
PLU:	55651
EAN:	26286273
Rated Voltage AC	220V/240V
Rated Voltage DC	12V/24V
Warranty	2 Years
OSD	04/2017

For more information
Please visit www.stirlingappliances.com.au
or call 1300 300 018

Version 1

IMPORTANT PRINT NOTES. PLEASE READ CAREFULLY

ALD374_55651_40L_PortableFridge/Freezer_A5QuickStart_V.1

NUMBER OF COLOURS TO PRINT: 4

4 COLOUR PROCESS CYAN MAGENTA YELLOW BLACK

DO NOT ALTER ARTWORK OR DIELINE WITHOUT PERMISSION!