

STIRLING[®]

MULTI-CYCLONIC VACUUM CLEANER

4L Bagless Dust Tank
HEPA Filter



Features:



Multi-Cyclonic Technology

For powerful
cleaning performance



8m Power Cord

Retractable, for easy reach
and efficient operation



HEPA Filter

Large HEPA filters ensure
thorough dust and dirt
removal from your home



2000W Max. Power

For reliable
cleaning performance


Quick Start Guide

This Quick Start Guide only contains basic information. Please read the full manual for comprehensive instructions and important safety advice before first use.

Assembly

Step 1: Insert the flexible hose into the hose connection inlet. Press the hose into the unit until it clicks into place.

Step 2: Push the handle into the upper end of the telescopic tube.




Vacuuming

Pull out a sufficient length of cord, plug in the power plug and press down the power on/off switch pedal. The machine will start vacuuming.

Press the rocker switch on top of the floor brush to raise the brushes for carpet and rug cleaning and to lower them for hard floor cleaning.


After use, press the on/off switch to switch off, then press the cord retraction pedal to rewind the power cord.



Accessories guide

Accessories include:

- 1 2-in-1 Crevice tool
- 1 Small brush attachment
- 1 Telescopic tube
- 1 Flexible hose
- 1 Rubberised dual use floor brush
- 1 Turbo brush



Model Number	VC-460
Colour	Blue
Power	2000W
Dust Capacity	4L
Warranty	3 Years
Version	QSG-V1.0

For more information please visit www.stirlingappliances.com.au or call 1300 886 649